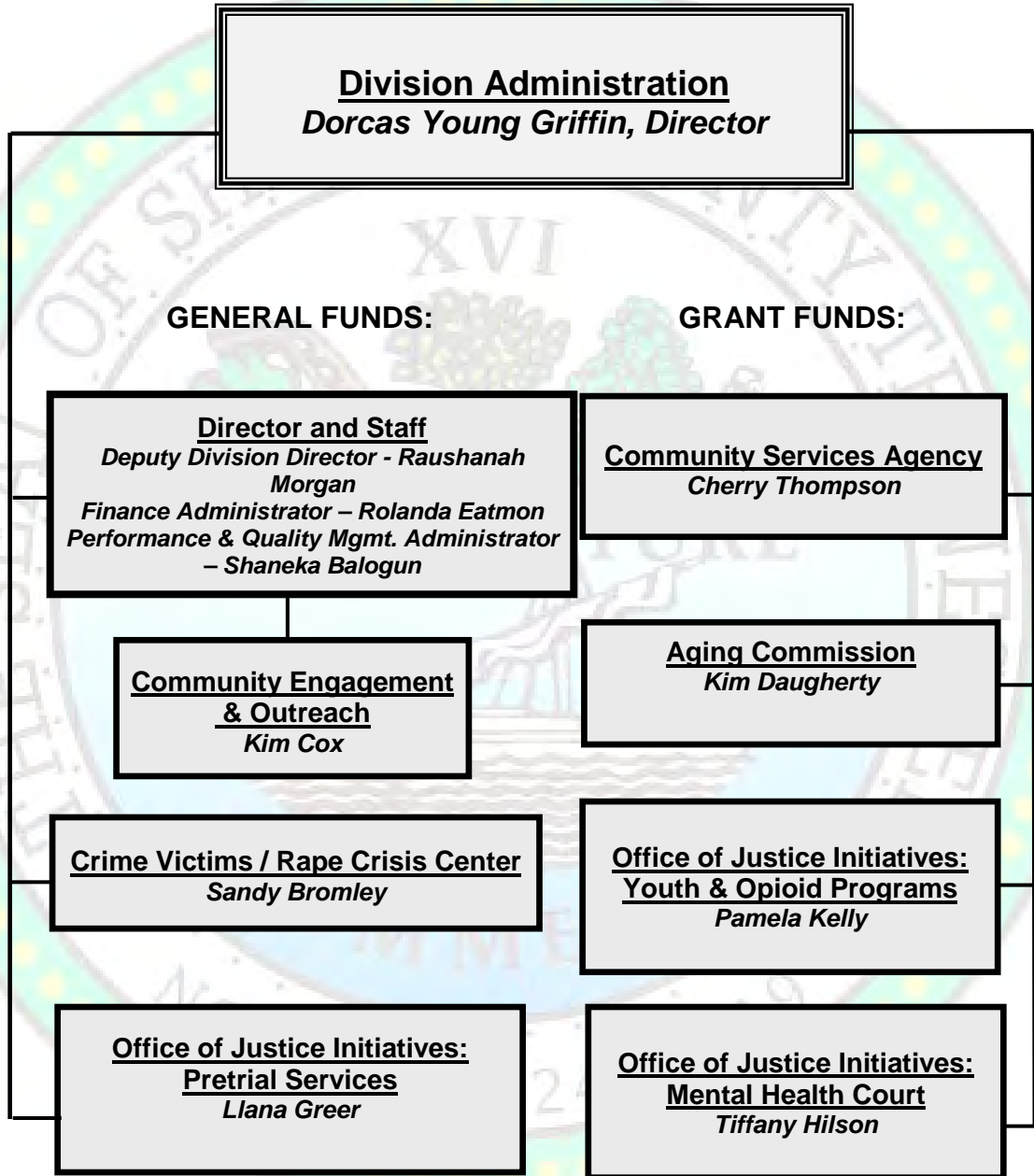


COMMUNITY SERVICES

Division Organizational Chart by Program



Division Overview FY22

DIVISION MISSION STATEMENT AND STRATEGIC GOALS

The Division of Community Services partners with federal, state, local and community agencies to address the causes of poverty, increase opportunity and economic security of individuals, advocate for victims of sexual, domestic, and elderly assault and assist older adults and adults with disabilities. The Division supports the following County strategies:

***Strategy 2: Enhance Public Safety and Support Criminal Justice Reform***

- [2-a] Support effective jail diversion programs for adult non-violent offenders with substance abuse or mental health issues to reduce detention costs and promote rehabilitation.
- [2-c] Provide programs that promote adult re-entry strategies to reduce recidivism after arrest or incarceration.
- [2-d] Reduce the number of youth that interact with the criminal justice system by implementing new diversion programs that focus on providing assistance and help to youth involved in minor crimes.
- [2-e] Reduce the recidivism rate of kids who are detained and in county custody.
- [2-g] Provide programs that advocate for victims of crime and prevent abuse in vulnerable populations.

***Strategy 3: Protect and Promote Community Health***

- [3-c] Coordinate agencies designed to strengthen the health and welfare of children, seniors and families.

***Strategy 4: Promote Workforce Development and a Healthy Economy***

- [4-a] Provide programs that help individuals develop the skills that are currently being demanded by employers in the County.
- [4-c] Coordinate agency programs that address issues of poverty and economic/housing insecurity within the county.

***Strategy 5: Provide Effective Governance and Sound Stewardship for County Resources***

- [5-f] Actively seek alternative funding sources through fees, grants, or community partners to provide county services.

COMMUNITY SERVICES

Dorcas Young Griffin, Director

DEPARTMENTAL MISSION/GOALS:

The strategic goals of the division are achieved through the following departmental structure:

4801 Director and Staff – Provides direction and administrative and financial oversight to the division in order to address community problems through partnerships with all levels of government and the private sector, both profit and non-profit. The Director’s office coordinates the acquisition and management of grants to Shelby County Government and the Offices of Veterans Services and Hispanic Services to ensure full access to county services for these citizens. The Office of Engagement and Outreach is included in the administrative function to collaborate with community agencies to carry out the division mission and goals.

4802 – Community Services Agency – Provides services to break the generational cycle of poverty by offering opportunities through education, viable resources, and partnerships that empower the economically disadvantaged citizens within Shelby County to achieve economic independence and create a thriving community. Community Services Agency offers assistance with utility costs to prevent disconnection of service, assistance with rent/mortgage payments to prevent eviction and foreclosure, as well as assistance with medical prescription costs (excluding narcotics). CSA’s Family Self-Sufficiency program works with families and individuals to create an intensive plan that will ultimately foster a path from poverty to economic stability.

4806 Crime Victims Center - To provide comprehensive services to victims of crime and their survivors, to reduce their trauma, facilitate their recovery, and advocate for their rights to fair treatment and justice. The Rape Crisis Center (RCC) portion of the agency is committed to empowering victims of sexual assault and abuse. The services are offered 24/7 and include forensic examinations, individual counseling and support groups, legal advocacy, and community and professional education.

4811 Office of Justice Initiatives - To offer alternatives to incarceration at all stages of the Criminal Justice process by providing intervention strategies prior to arrest, after arrest, prior to trial, and after conviction. Intervention strategies are provided to increase the number of offenders diverted to Pretrial Services. Pretrial Services and Community and Diversion Services are combined within this department. The Department is committed to ensuring equity in the Justice System and to reserving jail space for those who cannot be handled in less restrictive and costly ways.

4817 Aging Commission - To provide information and assistance to connect seniors, adults with disabilities, and their families and caregivers with the tools needed to maximize their independence and safety in their chosen community.

SERVICE LEVEL MEASUREMENTS

Service Levels	FY18 Actual	FY19 Actual	FY20 Actual	FY21 Actual	FY22 Estimated
Victims of family violence who apply for Orders of Protection	1,600	1,730	1,650	928	1,200
Victims of crime receiving CVRCC Services	7,948	8,161	8,200	7,267	7,800
Sexual Assault Forensic Medical Exams performed	640	581	557	432	500
# individuals in supervised release	1,435	1,330	1,200	1,881	2,100
# of detainees interviewed in jail release	28,000	22,000	20,000	16,721	20,000
Percent of detainees interviewed released on recognizance or bond	79.0%	79.0%	80.0%	80.0%	75.0%
Percent of defendants who appeared in court as ordered*	98.9%	87.9%	93.0%	92.6%	93.0%
Average number of people supervised on probation per month	1,275	1,116	1,142	598	800
Percent of technical violations while on probation	2.6%	4.5%	4.0%	6.0%	4.0%

*FY19 is estimated due to implementation of Odyssey system

FY22 Budget Highlights

BUDGETARY ISSUES/TRENDS:

- State and federal governments have provided a number of new grants to help respond to the effects of the Coronavirus pandemic, while our community continues to see an increased need for services to low-income and indigent individuals.
- Programs directly related to providing jail diversion and support for crime victims represent 86% of General Fund dollars within the Community Services Division.
- Community Services Division's Office of Justice Initiatives department maintains a comprehensive focus on jail alternative programs through the pre-trial, mental, and behavioral health liaison and jail diversion services. In addition, Evening Reporting Center focusing on diverting youths from the juvenile justice system.

REVENUE SOURCES:

The Division of Community Services is funded by General Fund and Grant Fund revenue.

- General Fund revenue primarily includes State of Tennessee reimbursements for rape exams performed and Pre-Trial Services program fees charged to clients.
- The majority of programs operated by the Community Services Division are grant-funded (90%).
- Grant Fund revenues are Federal and State pass through grants from the Tennessee Housing Development Agency and Tennessee Commission on Aging and Disability as well as grants received in response to the Coronavirus pandemic.

General Fund

Summary	FY20 Actual	FY21 Amended *	FY22 Adopted	FY22-21 Var
Revenue	603,828	776,000	708,000	(68,000)
Total Personnel	5,987,325	6,817,801	6,814,562	(3,239)
O&M	3,643,716	4,101,665	4,088,330	(13,335)
Net Expenditures	(9,027,212)	(10,143,466)	(10,194,892)	(51,426)

**Excludes carry forwards and one time expenditures*

FTE Count	102.0	103.0	103.0	-
------------------	--------------	--------------	--------------	----------

CHANGES TO MAJOR CATEGORIES:

- **Revenue:** FY22 General Fund decrease is primarily result of realigning budget with recent trends of less expected reimbursements from the State and other governments.
- **Personnel:** Remains consistent with prior year.
- **O&M:** Variance is primarily due to a slight decrease in rent, utilities, and maintenance.

FY22 Budget Highlights

Grant Funds

Summary	FY20 Actual	FY21 Amended *	FY22 Adopted	FY22-21 Var
Revenue	24,387,636	90,702,475	95,119,960	4,417,485
Total Personnel	6,331,222	9,891,757	9,194,538	(697,219)
O&M	19,901,689	84,271,192	85,940,868	1,669,676
Net Transfers	-	(2,616,662)	(2,292,999)	323,663
Planned Fund Balance Change	-	(5,729,455)	(2,308,445)	3,421,010
Net Expenditures	(1,845,275)	(347,681)	-	347,681

**Excludes carry forwards and one time expenditures*

FTE Count	116.3	133.0	128.0	(5.0)
------------------	--------------	--------------	--------------	--------------

- **Revenue:** \$4.4 million increase in FY22 grant funding includes:
 - Addition of two funds in Director's Office.
 - Addition of one fund in Office of Justice Initiatives.

- **FTE:** FY22 FTE count is 128.0, a decrease of five FTEs primarily due to the deletion of vacant positions and changes in various grants.

COMMUNITY SERVICES

Dorcas Young Griffin, Director

FTE Position Count

ALL FUNDS

Fund	Dept	Dept Description	FY18 Budget	FY19 Budget	FY20 Budget	FY21 Budget	FY22 Adopted	FY21-22 Change
GENERAL FUND								
010	4801	Director and Staff	11.0	10.0	11.8	13.3	18.0	4.7
010	4806	Crime Victims Center	12.0	12.0	12.8	13.0	13.0	-
010	4811	Office of Justice Initiatives	73.0	75.0	73.4	72.7	72.0	(0.7)
019	4801	COVID-19 Response	-	-	4.0	4.0	-	(4.0)
TOTAL POSITIONS - GENERAL FUND			96.0	97.0	102.0	103.0	103.0	(0.0)
GRANT FUNDS			108.2	108.6	116.3	133.0	128.0	(5.0)
TOTAL POSITIONS - ALL FUNDS			204.2	205.6	218.2	236.0	231.0	(5.0)

FY19 - Added one (1) Manager A position for Youth Assessment Center; moved 1.0 FTE (Deputy Division Director) from Administration department to 4811 - Office of Justice Initiatives.

Grant funds - Work Investment Network federal grant program transferred authority from City of Memphis to the County.

FY20 - Added a Community Engagement Outreach Coordinator to serve as Veteran's Service Officer.

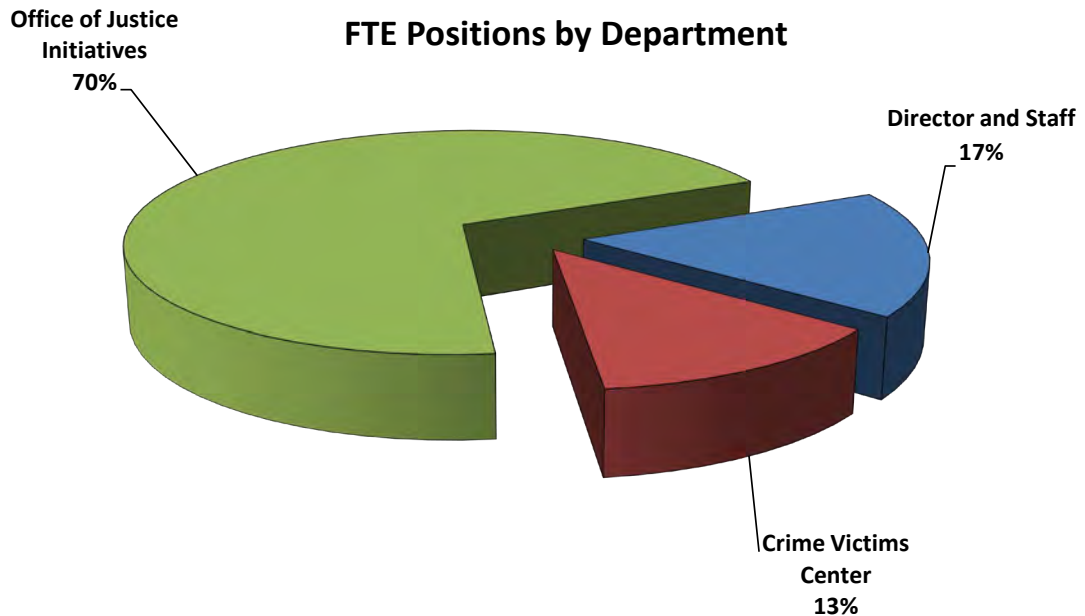
Added 3 Community Outreach Specialists and 1 Office Coordinator to 4801 - COVID-19 response.

FY21 - Added an Administrator position (020469) transferred the Administration & Finance division.

Grant Funds 16.7 FTE increase primarily due to addition of the new Low Income Home Energy Assistance grant Fund (5.0 FTE) plus changes in various other grants (1.2)

FY22 - Grant Funds 5.0 FTE decrease due to various changes in grants.

4.0 FTE moved from 4801 - COVID-19 Response to 4801 - Director and Staff.



**Prime Accounts
48 - Community Services**

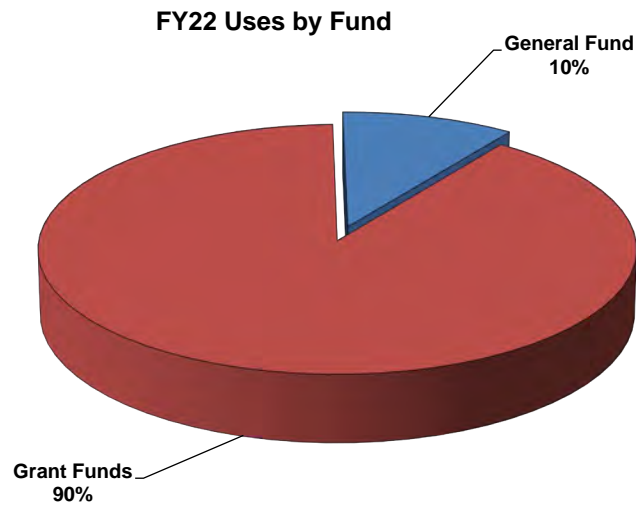
All Funds

Account - Description	FY18 Actual	FY19 Actual	FY20 Actual	FY21 Amended	FY22 Adopted
43 - Intergov Revenues-State of Tennessee	19,463,367	21,516,705	25,961,370	59,236,044	38,369,214
44 - Intergov Revenues-Federal & Local	4,919,370	1,321,555	1,097,395	31,465,670	56,823,768
45 - Charges for Services	196,023	177,934	150,962	140,000	110,000
46 - Fines, Fees & Permits	49,359	73,465	97,845	100,000	60,000
47 - Other Revenue	150,965	424,213	489,846	536,761	464,978
TOTAL REVENUE	24,779,084	23,513,872	27,797,419	91,478,475	95,827,960
96 - Operating Transfers In	140,061	-	-	(2,616,662)	2,292,999
9990 - Carryforward For Encumbrances	-	-	-	1,463,141	-
9999 - Planned Fund Balance Decrease	-	-	-	5,729,455	-
TOTAL OTHER SOURCES	140,061	-	-	4,575,934	2,292,999
TOTAL SOURCES	24,919,145	23,513,872	27,797,419	96,054,409	98,120,959
51 - Salaries-Regular Pay	8,171,200	8,233,934	9,003,529	12,395,894	11,950,080
52 - Salaries-Other Compensation	175,498	144,222	136,442	390,937	212,160
55 - Fringe Benefits	3,380,086	3,213,544	3,178,576	4,400,658	4,170,355
56 - Salary Restriction	-	-	-	(780,801)	(338,942)
TOTAL SALARIES	11,726,784	11,591,701	12,318,547	16,406,689	15,993,654
60 - Supplies & Materials	273,186	651,267	438,065	2,544,804	870,003
64 - Services & Other Expenses	8,659,634	11,523,302	13,756,931	68,062,444	73,704,056
66 - Professional & Contracted Services	11,686,896	7,859,199	8,374,778	16,079,931	14,249,957
67 - Rent, Utilities & Maintenance	589,428	576,981	641,470	1,553,702	454,173
68 - Interfund Services	253,980	318,975	334,161	844,739	607,246
70 - Capital Asset Acquisitions	-	-	-	163,579	143,763
95 - Contingencies & Restrictions	-	-	-	1	2,292,999
TOTAL OPERATING	21,463,124	20,929,724	23,545,405	89,249,199	92,322,198
90 - Grants	-	-	-	(2,000)	-
98 - Operating Transfers Out	140,061	-	-	-	-
TOTAL OTHER USES	140,061	-	-	(2,000)	-
TOTAL USES	33,329,969	32,521,425	35,863,952	105,653,888	108,315,851
ACTUAL FUND BALANCE CHANGE	(8,410,824)	(9,007,553)	(8,066,533)	(9,599,478)	(10,194,892)

Sources and Uses by Fund Type

ALL FUNDS

<i>FUND NAME:</i>	FY22 SOURCES OF FUNDS			FY22 USES OF FUNDS			NET OPERATIONS	
	REVENUE	TRANSFERS IN	FUND BALANCE	EXPENSES	TRANSFERS OUT	FUND BALANCE	NET TOTAL	% of Total
GENERAL FUND								
010 - General Fund	708,000	-	-	10,902,892	-	-	(10,194,892)	10%
TOTAL GENERAL FUND	708,000	-	-	10,902,892	-	-	(10,194,891)	10%
GRANT FUNDS	95,119,960	2,292,999	-	97,412,959	-	-	-	90%
ALL FUNDS TOTAL	95,827,960	2,292,999	-	108,315,851	-	-	(10,194,892)	100%



COMMUNITY SERVICES*Dorcas Young Griffin, Director***Net Expenditures by Department***

Fund Dept	Dept Description	FY18 ACTUAL	FY19 ACTUAL	FY20 ACTUAL	FY21 AMENDED	FY22 ADOPTED
GENERAL FUND						
010 4801	Director- Community Services	1,231,256	1,420,184	1,268,011	1,227,484	1,860,057
010 4804	Community & Diversion Services**	2,443,416	-	-	-	-
010 4806	Crime Victims Center	1,025,564	1,134,480	1,225,589	1,223,574	1,263,744
010 4811	Office of Justice Initiatives	3,710,590	6,445,134	6,788,148	7,002,566	7,071,091
019 4801	COVID-19	-	-	-	145,855	-
GENERAL FUND TOTAL		8,410,826	8,999,797	9,281,749	9,599,478	10,194,892
GRANT FUNDS TOTAL		(2)	7,758	1,437,951	-	-
COMMUNITY SERVICE TOTAL		8,410,824	9,007,555	10,719,700	9,599,478	10,194,892

Includes all Sources and Uses of Funds** Combined into the Office of Justice Initiatives in FY19*

**Prime Accounts
48 - Community Services**

General Fund

Account - Description	FY18 Actual	FY19 Actual	FY20 Actual	FY21 Amended	FY22 Adopted
43 - Intergov Revenues-State of Tennessee	396,970	334,213	295,817	425,000	475,000
44 - Intergov Revenues-Federal & Local	113,471	60,894	58,314	101,000	73,000
45 - Charges for Services	196,023	177,934	150,962	140,000	100,000
46 - Fines, Fees & Permits	49,359	73,465	97,845	100,000	60,000
47 - Other Revenue	-	5,422	890	10,000	-
TOTAL REVENUE	755,823	651,929	603,828	776,000	708,000
96 - Operating Transfers In	0	-	-	-	-
TOTAL OTHER SOURCES	0	-	-	-	-
TOTAL SOURCES	755,823	651,929	603,828	776,000	708,000
51 - Salaries-Regular Pay	4,115,395	3,998,443	4,339,998	4,856,379	5,071,574
52 - Salaries-Other Compensation	119,618	97,367	95,640	116,604	102,549
55 - Fringe Benefits	1,648,492	1,551,709	1,551,687	1,804,333	1,902,265
56 - Salary Restriction	-	-	-	(503,503)	(261,826)
TOTAL SALARIES	5,883,505	5,647,519	5,987,325	6,273,813	6,814,562
60 - Supplies & Materials	114,925	520,218	120,411	465,332	168,066
64 - Services & Other Expenses	121,866	214,779	127,869	242,749	364,396
66 - Professional & Contracted Services	2,913,839	3,207,989	3,287,536	3,248,519	3,540,827
67 - Rent, Utilities & Maintenance	105,338	83,824	117,227	315,330	95,645
68 - Interfund Services	(112,885)	(22,602)	(9,326)	(170,265)	(159,435)
70 - Capital Asset Acquisitions	-	-	-	-	78,830
TOTAL OPERATING	3,143,084	4,004,207	3,643,716	4,101,665	4,088,330
98 - Operating Transfers Out	140,061	-	-	-	-
TOTAL OTHER USES	140,061	-	-	-	-
TOTAL USES	9,166,649	9,651,726	9,631,040	10,375,478	10,902,892
ACTUAL FUND BALANCE CHANGE	(8,410,826)	(8,999,797)	(9,027,212)	(9,599,478)	(10,194,892)

**Prime Accounts
48 - Community Services**

Grant Funds

Account - Description	FY18 Actual	FY19 Actual	FY20 Actual	FY21 Amended	FY22 Adopted
43 - Intergov Revenues-State of Tennessee	19,066,397	21,182,492	25,665,553	58,811,044	37,894,214
44 - Intergov Revenues-Federal & Local	4,805,899	1,260,660	1,039,081	31,364,670	56,750,768
45 - Charges for Services	-	-	-	-	10,000
47 - Other Revenue	150,965	418,791	488,956	526,761	464,978
TOTAL REVENUE	24,023,261	22,861,943	27,193,590	90,702,475	95,119,960
96 - Operating Transfers In	140,061	-	-	(2,616,662)	2,292,999
9990 - Carryforward For Encumbrances	-	-	-	1,463,141	-
9999 - Planned Fund Balance Decrease	-	-	-	5,729,455	-
TOTAL OTHER SOURCES	140,061	-	-	4,575,934	2,292,999
TOTAL SOURCES	24,163,322	22,861,943	27,193,590	95,278,409	97,412,959
51 - Salaries-Regular Pay	4,055,805	4,235,491	4,663,531	7,539,515	6,878,506
52 - Salaries-Other Compensation	55,880	46,855	40,802	274,334	109,611
55 - Fringe Benefits	1,731,594	1,661,836	1,626,890	2,596,324	2,268,091
56 - Salary Restriction	-	-	-	(277,297)	(77,116)
TOTAL SALARIES	5,843,280	5,944,182	6,331,222	10,132,875	9,179,092
60 - Supplies & Materials	158,261	131,050	317,654	2,079,472	701,936
64 - Services & Other Expenses	8,537,768	11,308,522	13,629,062	67,819,695	73,339,660
66 - Professional & Contracted Services	8,773,056	4,651,211	5,087,242	12,831,412	10,709,130
67 - Rent, Utilities & Maintenance	484,090	493,157	524,243	1,238,372	358,528
68 - Interfund Services	366,866	341,577	343,487	1,015,003	766,681
70 - Capital Asset Acquisitions	-	-	-	163,579	64,933
95 - Contingencies & Restrictions	-	-	-	1	2,292,999
TOTAL OPERATING	18,320,040	16,925,517	19,901,689	85,147,534	88,233,867
90 - Grants	-	-	-	(2,000)	-
98 - Operating Transfers Out	0	-	-	-	-
TOTAL OTHER USES	0	-	-	(2,000)	-
TOTAL USES	24,163,320	22,869,699	26,232,911	95,278,409	97,412,959
ACTUAL FUND BALANCE CHANGE	2	(7,756)	960,679	-	-

Grant Summary Information

The Division of Community Services is largely funded through federal, state and local grants. An overview of some of the County's grant funded initiatives are provided below.

Community Services Agency (CSA)

- **Community Service Block Grant (CSBG)** - Funds provide a broad range of services such as rent/mortgage assistance, medical prescription assistance, and family support case management. CSBG also assists eligible low-income households in attaining the skills, knowledge, and motivation necessary to achieve self-sufficiency.
- **Low Income Home Energy Assistance Program (LIHEAP)** - Every year this department serves approximately 1,000 households by assisting in cooling their homes in summer, and it assists another 13,000 households in keeping warm in the winter.
- **Community Development Block Grant (CDBG)** - Grant funds from the United States Department of Housing and Urban Development for the Community Development Block Grant Program for utility assistance.
- **Emergency Solutions Grant** - Grant funds made available through the Tennessee Housing Development Agency for the purposes of providing services to the homeless or those at risk of homelessness and rapid rehousing activities during the Coronavirus pandemic.
- **Emergency Rental Assistance Program** - Grant funds from the Federal Coronavirus Response and Relief Supplemental Appropriations Act along with Federal funds received by the City of Memphis to collaboratively administer the Eviction Settlement Fund.

Crime Victims Center

- **Sexual Assault Kit Initiative (SAKI)** - A training and direct service project (working with the Psychology Department of the University of Memphis) to provide specialized counseling for victims of sexual assault.
- **Victims of Crime Act Grant (VOCA)** - The projects funded by this grant are the Rape Crisis Center, the Homicide Response Program, the Senior Victim Advocates, and the Domestic Violence Advocates. This grant provides for direct victim services including intake, crisis counseling, safety planning, law enforcement liaison, court support and accompaniment. VOCA funding comes from criminal fines and fees and does not include tax revenues.
- **Sexual Assault Services Program** - Federal funding from the Department of Justice Office on Violence Against Women. This grant expands and enhances Crime Victims Rape Crisis Center (CVRCC) services for victims of sexual violence.

Office of Justice Initiatives

- **Mentally Ill Inmate Services** – Grant funds from the Tennessee Department of Mental Health and Developmental Disabilities to make community mental health services available to persistently mentally ill adults as an alternative to incarceration.
- **Edward Byrne Justice Assistance Grant** – Grant provided by Department of Justice to contract with a technical assistance provider to coordinate criminal justice related mental health operations and provide a sub-award to the Memphis Police Department to implement criminal justice related programs.

Grant Summary Information

- **Mental Health Court** – Grant provided by the Tennessee Department of Mental Health and Substance Abuse Services to administer a Mental Health Court that combines judicial supervision with community mental health treatment and other support services.
- **Tennessee Cooperative Agreement to Benefit Homeless Individuals (CABHI)** – A partnership of Shelby County, the Community Alliance for the Homeless, and Alliance Healthcare Services to provide mental health and substance abuse services to the homeless.
- **2017 Safety & Justice Challenge** - Supports targeted efforts to reduce jail incarceration and disparities in jail usage by developing different approaches to engage the justice systems to implement strategies based on data to safely reduce jail populations.
- **Coronavirus Emergency Supplemental Funding** - The Coronavirus Emergency Supplemental Funding (CESF) Program provides funding to assist in preventing, preparing for, and responding to the coronavirus.
- **System of Care Grant** – Funding from the Department of Health and Human Services to improve mental health outcomes for children and youth with serious emotional disturbances.

Aging Commission of the Mid-South

- **Supplemental Nutrition Assistance Program (SNAP) (Elderly)** - The SNAP Outreach Program increases seniors' access to food by educating them about their SNAP (food stamp) eligibility, helping them complete and track applications, and advocating for nutrition benefits.
- **FY21 CARES Area Agency on Aging and Disability 2020-2021** - Helps vulnerable populations (aged and disabled) during the Coronavirus pandemic.
- **Plough Foundation** – Supports programs that promote aging in place (AIP) by older persons in the Memphis and Shelby County Community and/or assist in the prevention of the abuse, maltreatment, and exploitation of older citizens, especially the frail elderly, as well as improve the quality and coordination of elder abuse and neglect services.
- **Collaborative Response to Elder and Vulnerable Adult Abuse (CREVAA)** - Serves elders age 60 and over or vulnerable adults eighteen years of age or older who are unable to manage their own resources, carry out activities of daily living, or protect themselves from neglect, hazardous or abusive situations without assistance from others, and who are alleged to be a victim of crime.
- **Aging and Disability** - Grant funds from Tennessee Commission help to provide a variety of services to individuals who are elderly in Shelby, Fayette, Lauderdale, and Tipton counties, including senior centers, health promotion, medication management, family caregiver support, home and community-based services, legal assistance, nutrition, and prevention of elder abuse, neglect, and exploitation.
- **Public Guardianship** - Established in 1986 by the Tennessee General Assembly to provide conservatorship services to persons 60 years of age and older, who are unable to manage their own affairs, and who have no family member, friend, bank, or corporation willing and able to act on their behalf.
- **ADRC Grant** – Funding from the Tennessee Commission on Aging and Disability to help Tennessee seniors with the greatest economic and social need (with particular attention to low-income older individuals, including minorities).
- **Small Rural Hospital Improvement Grant (SHIP)** – Funding from the Department of Health and Human Services to assist hospitals in participating in improvements in value and quality to health care.

COMMUNITY SERVICES

Dorcas Young Griffin, Director

Grant Program Detail

<u>FUND</u>	<u>GRANT NAME</u>	<u>AMOUNT</u>
<u>Department 4801: Director Community Services</u>		
532	Community Development Block Grant	\$ 704,206
567	At Risk of Homelessness	1,281,194
824	Emergency Rental Assistance	8,609,267
826	Emergency Rental Assistance	17,633,201
829	Director's Office COVID	8,609,267
834	Director's Office COVID	17,633,201
Department Total		\$ 54,470,336
<u>Department 4802: Community Services Agency CSA</u>		
311	Community Service Block Grant	\$ 62,500
312	Community Service Block Grant	1,244,017
313	Community Service Block Grant	2,415,867
315	Low Income Home Energy Assistance	312,309
316	Low Income Home Energy Assistance	7,795,190
317	Low Income Home Energy Assistance	8,642,635
466	Low Income Home Energy Assistance	350,000
487	Low Income Home Energy Assistance	310,000
686	Home Emergency Services	25,050
798	Emergency Solutions/Rental Assistance	2,504,234
Department Total		\$ 23,661,802
<u>Department 4806: Crime Victims Center</u>		
156	Sexual Assault Services Program Grant	\$ 223,553
158	Sexual Assault Kit Initiative (SAKI)	203,244
302	TN VOCA Grant	1,167,434
486	VOCA Culturally Specific Victim Services	250,000
590	Rape Prevention Education	89,240
Department Total		\$ 1,933,471
<u>Department 4811: Office of Justice Initiatives</u>		
150	Mentally Ill Inmate Services	\$ 184,308
165	Edward Byrne JAG	552,802
196	Justice Assistance Grant	75,000
197	OJI Administrative Services	718,022
198	Justice Assistance Grant	152,188
199	Byrne Justice Assistance Grant	85,186
216	Mental Health Court	133,794
414	System of Care Grant	1,041,901
581	Edward Byrne JAG	552,802
Department Total		\$ 3,496,003
<u>Department 4817: Aging Commission of the Mid-South</u>		
342	Supplemental Nutrition Assistance Program (SNAP)	\$ 160,236
409	Victims of Criminal Act CREVAA PROGRAM	451,570
413	Aging Commission Federal Funding	5,242,756
456	ADRC Grant	95,000
496	FY21 CARES Area Agency on Aging and Disability 2020-2021	2,226,300
549	Aging - SHIP	21,429
551	Aging and Disability - Senior Medicare Patrol (SMP)	17,000
553	MIPPA - SHIP	3,149
577	FY21 CARES PLUS	523,932
588	Aging Commission State Funding	2,796,976
818	Aging Commission Public Guardianship	20,000
Department Total		\$ 11,558,348
DIVISION TOTAL		\$ 95,119,960

*Grant totals are current revenue sources only.

CARES - Coronavirus Aid, Relief, and Economic Security

CREVAA - Collaborative Response to Elder and Vulnerable Adult Abuse

OJI - Office of Justice Initiatives